



## PLANT SAFETY IS JUST A QUESTION OF **PROPER TECHNOLOGY**




### **Safe-Ring. The flange guard with diffuser and snap-lock**

A spray protection ring for flange connections, which intelligently combines principles of fluid dynamics through its functional design. If a seal fails, an escaping fluid jet is effectively diminished through a special diffuser between the flanges and hazardous spraying is safely prevented. For heavy demands on plant safety.

[www.safe-ring.com](http://www.safe-ring.com)

**SAFE-RING®**  
*engineered flange safety*



**Performance at its best.** Conventional spray shields that are merely mounted around the outside of a flange only deflect escaping fluid jets in the direction of the pipe when a seal fails. In contrast, with its innovative diffuser technology, the Safe-Ring provides the type of protection expected from safety equipment in the event of an emergency. The escaping fluid simply flows off downward without spraying.

**Functional design.** The diffuser of the Safe-Ring was designed as a c-shaped channel that clamps directly between the flange faces serving as an impact and deflecting surface. In the case of damage, the flow rate of an escaping fluid jet is safely slowed down through enlargement of the cross-section and massive turbulence in the intermediate space of the flanges. The snap-lock enables installation in a matter of seconds without tools.

### Safe-Ring SRP

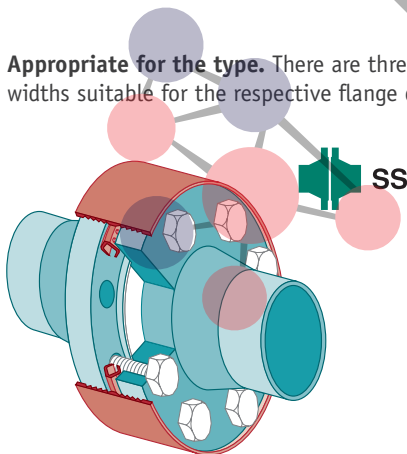
**Material** polypropylene,  
red, UV-stabilised  
**Operational temperature range**  
-40 °C to +100 °C  
**Sizes** for DIN EN 1092-1  
and ANSI B 16.5

### Safe-Ring SRM

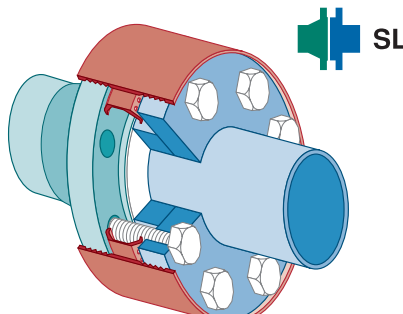
**Material** stainless steel  
(Material No. 1.4571, ASTM 316 Ti)  
**Operational temperature range**  
-40 °C to +400 °C  
**Sizes** for DIN EN 1092-1  
and ANSI B 16.5

## UNIQUE DIFFUSER WITH OPTIMISED DEFLECTION PROPERTIES

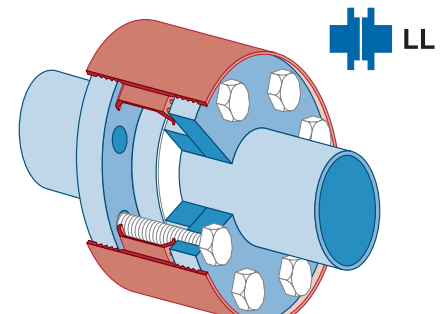
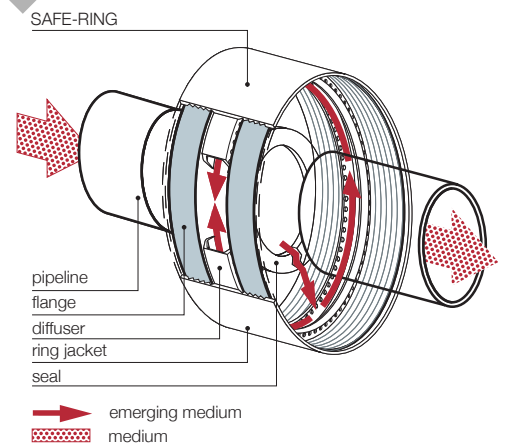
**Appropriate for the type.** There are three types of Safe-Rings with respective diffuser widths suitable for the respective flange distance of various flange combinations.



**Type SS.** Diffuser width for steel flange connections comprised of two weld-neck flanges (as well as two loose-type flanges with flare)



**Type SL.** Diffuser width for steel flange connections comprised of a weld-neck flange and a loose-type flange with collar



**Type LL.** Diffuser width for steel flange connections comprised of two loose-type flanges with collar

More info at [www.safe-ring.com](http://www.safe-ring.com)

engineered by Industrie-Anlagen-Technik  
Ing. M. Ernst GmbH  
Kronberger Str. 3a  
63110 Rodgau / Germany  
Tel. +49 6106 82930  
[info@safe-ring.com](mailto:info@safe-ring.com)

## Spritzschutzring mit Diffusor und Einrastverschluss flange guard with diffuser and snap-fit

### SAFE-RING SRP

Werkstoff Polypropylen, rot, UV-stabilisiert  
Temperatureinsatzbereich: -40°C - +100°C  
material polypropylene, red, UV-stabilized  
temperature range: -40°C - +100°C



### SAFE-RING SRM

Werkstoff nichtrostender Stahl (1.4571)  
Temperatureinsatzbereich: -40°C - +400°C  
material stainless steel (1.4571/ASTM 316 Ti)  
temperature range: -40°C - +400°C



Flanschnorm flange standard	Safe-Ring Modell model	Typ type	Diffusor passend für Flanschverbindung diffuser fits on flange joint	Seite page
DIN EN 1092-1	SRP	SS	<b>Vorschweiß / Vorschweiß</b> welding neck / welding neck	1
			<b>Los (Bördel) / Los (Bördel)</b> lap joint (flare) / lap joint (flare)	
		SL	<b>Vorschweiß / Los (Bund)</b> welding neck / lap joint (collar)	2
	SRM	LL	<b>Los (Bund) / Los (Bund)</b> lap joint (collar) / lap joint (collar)	3
		SS	<b>Vorschweiß / Vorschweiß</b> welding neck / welding neck	4
			<b>Los (Bördel) / Los (Bördel)</b> lap joint (flare) / lap joint (flare)	
ANSI B 16.5	SRP	SL	<b>Vorschweiß / Los (Bund)</b> welding neck / lap joint (collar)	5
		LL	<b>Los (Bund) / Los (Bund)</b> lap joint (collar) / lap joint (collar)	6
		SS	<b>Vorschweiß / Vorschweiß</b> welding neck / welding neck	7
ANSI B 16.5	SRM	SS	<b>Vorschweiß / Vorschweiß</b> welding neck / welding neck	8



# DIN EN 1092-1

## Modell SRP

Model SRP

**Spritzschutzring mit Diffusor und Einrastverschluss**

**Werkstoff Polypropylen, rot, UV-stabilisiert**

**Temperatureinsatzbereich: -40°C - +100°C**

flange guard with diffuser and snap-fit  
material polypropylene, red, UV-stabilized  
temperature range: -40°C - +100°C

## Typ SS

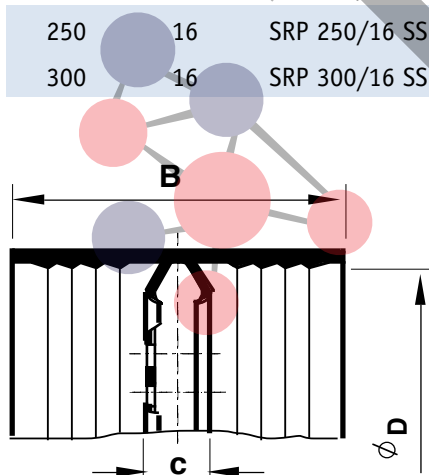
Type SS

**für Stahlflanschverbindungen\* aus Vorschweißflanschen mit Dichtleiste B**

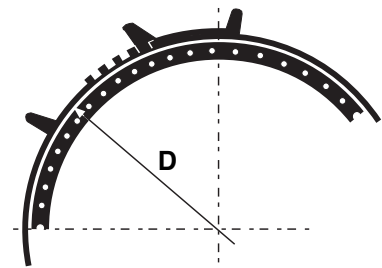
**Typ 11 + Typ 11 nach DIN EN 1092-1 (und ehem. DIN 2632 ff.)**

for combination of steel\* welding neck flanges type 11 + type 11 acc. to DIN EN 1092-1  
(and former DIN 2632 ff.)

DN	PN	Artikel/Article	D	c	B	Notiz/Note
10	10-40	SRP 10/16 SS	90	6	50	
15	10-40	SRP 15/16 SS	95	6	50	
20	10-40	SRP 20/16 SS	105	6	50	
25	10-40	SRP 25/16 SS	115	6	50	
32	10-40	SRP 32/16 SS	140	6	50	
40	10-40	SRP 40/16 SS	150	6	50	
50	10-40	SRP 50/16 SS	165	8	50	
65	10-40	SRP 65/16 SS	185	8	50	
80	10-40	SRP 80/16 SS	200	8	50	
100	10-16	SRP 100/16 SS	220	8	50	
100	25-40	SRP 100/25 SS	235	8	50	
125	10-16	SRP 125/16 SS	250	8	50	
150	10-16	SRP 150/16 SS	285	8	50	
200	10-16	SRP 200/16 SS	340	10	60	
250	16	SRP 250/16 SS	405	10	60	
300	16	SRP 300/16 SS	460	12	60	



**D = Flanschdurchmesser [mm]**  
flange diameter  
**B = Ringbreite [mm]**  
ring width  
**c = Diffusorbreite [mm]**  
diffuser width



\*für Flanschverbindungen aus anderen Werkstoffen kontaktieren Sie bitte unseren technischen Kundendienst  
\*for flange joints made of other materials please contact our technical service

## DIN EN 1092-1

### Modell SRP

Model SRP

**Spritzschutzring mit Diffusor und Einrastverschluss**

**Werkstoff Polypropylen, rot, UV-stabilisiert**

**Temperatureinsatzbereich: -40°C - +100°C**

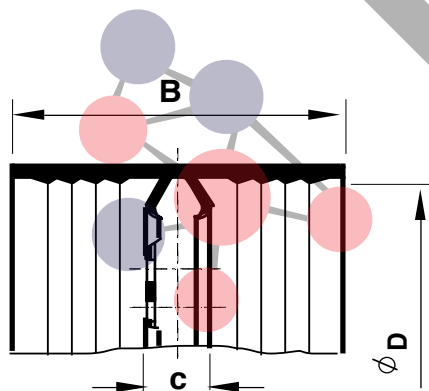
flange guard with diffuser and snap-fit  
material polypropylene, red, UV-stabilized  
temperature range: -40°C - +100°C

### Typ SL

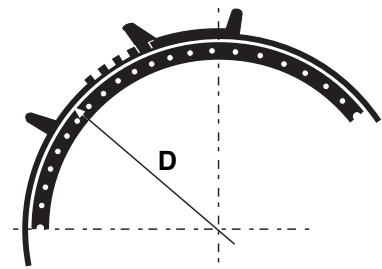
Type SL

**für Stahlflanschverbindungen\* aus Vorschweiß- und Losflanschen mit Bund Typ 11 + Typ 02/32 (04/34) nach DIN EN 1092-1 (ehem. DIN 2632ff. u. DIN 2655ff., 2673ff.)**  
for combination of steel\* welding neck flange and lap joint flange type 11 + type 02/32 (04/34) acc. to DIN EN 1092-1 (and former DIN 2632 ff. and DIN 2655 ff., 2673 ff.)

DN	PN	Artikel/Article	D	c	B	Notiz/Note
15	10-40	SRP 15/16 SL	95	13	60	
20	10-40	SRP 20/16 SL	105	15	60	
25	10-40	SRP 25/16 SL	115	15	60	
32	10-40	SRP 32/16 SL	140	15	60	
40	10-40	SRP 40/16 SL	150	16	60	
50	10-40	SRP 50/16 SL	165	18	60	
65	10-40	SRP 65/16 SL	185	18	60	
80	10-40	SRP 80/16 SL	200	20	70	
100	10-16	SRP 100/16 SL	220	20	70	
150	10-16	SRP 150/16 SL	285	22	70	



**D = Flanschdurchmesser [mm]**  
flange diameter  
**B = Ringbreite [mm]**  
ring width  
**c = Diffusorbreite [mm]**  
diffuser width



## DIN EN 1092-1

### Modell SRP

Model SRP

**Spritzschutzring mit Diffusor und Einrastverschluss**

**Werkstoff Polypropylen, rot, UV-stabilisiert**

**Temperatureinsatzbereich: -40°C - +100°C**

flange guard with diffuser and snap-fit

material polypropylene, red, UV-stabilized

temperature range: -40°C - +100°C

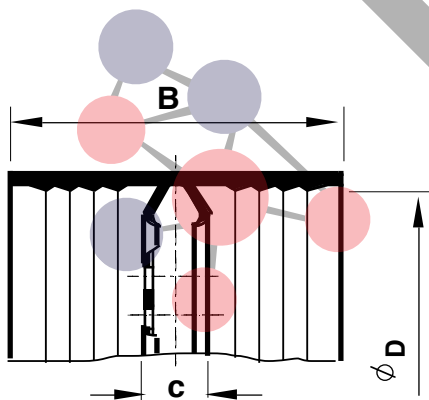
### Typ LL

Type LL

**für Stahlflanschverbindungen\* aus Losflanschen mit Bund Typ 02/32 + Typ 02/32 und Typ 04/34 + Typ 04/34 nach DIN EN 1092-1 (und ehem. DIN 2655 ff., 2673 ff.)**

for combination of steel\* lap joint flanges type 02/32 + type 02/32 and type 04/34 + type 04/34 acc. to DIN EN 1092-1 (and former DIN 2655 ff., 2673 ff.)

DN	PN	Artikel/Article	D	c	B	Notiz/Note
15	10-40	SRP 15/16 LL	95	22	60	
20	10-40	SRP 20/16 LL	105	27	60	
25	10-40	SRP 25/16 LL	115	27	60	
32	10-40	SRP 32/16 LL	140	27	60	
40	10-40	SRP 40/16 LL	150	27	60	
50	10-40	SRP 50/16 LL	165	30	60	
65	10-40	SRP 65/16 LL	185	30	60	
80	10-40	SRP 80/16 LL	200	35	70	
100	10-16	SRP 100/16 LL	220	35	70	
150	10-16	SRP 150/16 LL	285	40	70	



**D = Flanschdurchmesser [mm]**

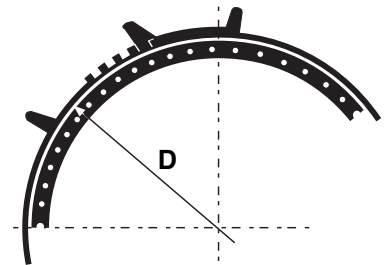
flange diameter

**B = Ringbreite [mm]**

ring width

**c = Diffusorbreite [mm]**

diffuser width



## DIN EN 1092-1

### Modell SRM

Model SRM

**Spritzschutzring mit Diffusor und Einrastverschluss**

**Werkstoff nichtrostender Stahl (1.4571)**

**Temperatureinsatzbereich: -40°C - +400°C**

flange guard with diffuser and snap-fit

material stainless steel (1.4571/ASTM 316 Ti)

temperature range: -40°C - +400°C

### Typ SS

Type SS

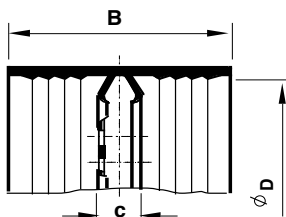
**für Stahlflanschverbindungen\* aus Vorschweißflanschen mit Dichtleiste B**

**Typ 11 + Typ 11 nach DIN EN 1092-1 (und ehem. DIN 2632 ff.)**

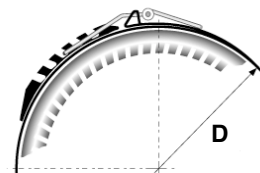
for combination of steel\* welding neck flanges type 11 + type 11 acc. to DIN EN 1092-1 (and former DIN 2632 ff.)

DN	PN	Artikel/Article	D	c	B	Notiz/Note
15	10-40	SRM 15/16 SS	95	6	50	
20	10-40	SRM 20/16 SS	105	6	50	
25	10-40	SRM 25/16 SS	115	6	50	
32	10-40	SRM 32/16 SS	140	6	50	
40	10-40	SRM 40/16 SS	150	6	50	
50	10-40	SRM 50/16 SS	165	8	50	
65	10-40	SRM 65/16 SS	185	8	50	
80	10-40	SRM 80/16 SS	200	8	50	
100	10-16	SRM 100/16 SS	220	8	50	
100	25-40	SRM 100/25 SS	235	8	50	
125	10-16	SRM 125/16 SS	250	8	50	
125	25-40	SRM 125/25 SS	270	8	50	
150	10-16	SRM 150/16 SS	285	8	50	
150	25-40	SRM 150/25 SS	300	8	50	
200	10-16	SRM 200/16 SS	340	8	50	
200	25	SRM 200/25 SS	360	8	50	
200	40	SRM 200/40 SS	375	8	50	
250	10	SRM 250/10 SS	395	8	50	
250	16	SRM 250/16 SS	405	8	50	
300	10	SRM 300/10 SS	445	10	50	
300	16	SRM 300/16 SS	460	10	50	
350	10	SRM 350/10 SS	505	10	50	
350	16	SRM 350/16 SS	520	10	50	
400	10	SRM 400/10 SS	565	10	50	
400	16	SRM 400/16 SS	580	10	50	
450	10	SRM 450/10 SS	615	10	50	
450	16	SRM 450/16 SS	640	10	50	
500	10	SRM 500/10 SS	670	10	50	
500	16	SRM 500/16 SS	715	10	50	
600	10	SRM 600/10 SS	780	10	50	
600	16	SRM 600/16 SS	840	10	50	

andere Größen auf Anfrage / other sizes upon request



**D = Flanschdurchmesser [mm]**  
flange diameter  
**B = Ringbreite [mm]**  
ring width  
**c = Diffusorbreite [mm]**  
diffuser width



\*für Flanschverbindungen aus anderen Werkstoffen kontaktieren Sie bitte unseren technischen Kundendienst

\*for flange joints made of other materials please contact our technical service

www.safe-ring.com

## DIN EN 1092-1

### Modell SRM

Model SRM

**Spritzschutzring mit Diffusor und Einrastverschluss**

**Werkstoff nichtrostender Stahl (1.4571)**

**Temperatureinsatzbereich: -40°C - +400°C**

flange guard with diffuser and snap-fit

material stainless steel (1.4571/ASTM 316 Ti)

temperature range: -40°C - +400°C

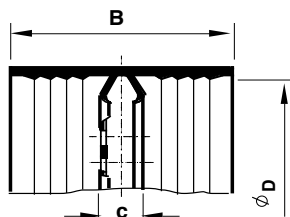
### Typ SL

Type SL

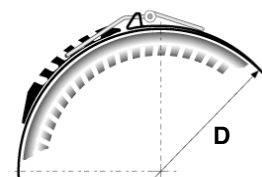
**für Stahlflanschverbindungen\* aus Vorschweiß- und Losflanschen mit Bund Typ 11 + Typ 02/32 (04/34) nach DIN EN 1092-1 (ehem. DIN 2632ff. u. DIN 2655ff., 2673ff.)**  
for combination of steel\* welding neck flange and lap joint flange type 11 + type 02/32 (04/34) acc. to DIN EN 1092-1 (and former DIN 2632 ff. and DIN 2655 ff., 2673 ff.)

DN	PN	Artikel/Article	D	c	B	Notiz/Note
15	10-40	SRM 15/16 SL	95	14	50	
20	10-40	SRM 20/16 SL	105	16	70	
25	10-40	SRM 25/16 SL	115	16	70	
32	10-40	SRM 32/16 SL	140	16	70	
40	10-40	SRM 40/16 SL	150	17	70	
50	10-40	SRM 50/16 SL	165	19	70	
65	10-40	SRM 65/16 SL	185	19	70	
80	10-40	SRM 80/16 SL	200	21	70	
100	10-16	SRM 100/16 SL	220	21	70	
100	25-40	SRM 100/25 SL	235	25	70	
125	10-16	SRM 125/16 SL	250	23	70	
125	25-40	SRM 125/25 SL	270	27	70	
150	10-16	SRM 150/16 SL	285	23	70	
150	25-40	SRM 150/25 SL	300	27	70	
200	10-16	SRM 200/16 SL	340	23	70	
200	25	SRM 200/25 SL	360	29	70	
200	40	SRM 200/40 SL	375	31	70	
250	10	SRM 250/10 SL	395	27	70	
250	16	SRM 250/16 SL	405	27	70	
300	10	SRM 300/10 SL	445	28	70	
300	16	SRM 300/16 SL	460	30	70	
350	10	SRM 350/10 SL	505	28	70	
350	16	SRM 350/16 SL	520	32	70	
400	10	SRM 400/10 SL	565	30	70	
400	16	SRM 400/16 SL	580	34	70	
450	10	SRM 450/10 SL	615	30	70	
450	16	SRM 450/16 SL	640	36	70	
500	10	SRM 500/10 SL	670	32	70	
500	16	SRM 500/16 SL	715	38	70	
600	10	SRM 600/10 SL	780	33	70	
600	16	SRM 600/16 SL	840	39	70	

andere Größen auf Anfrage / other sizes upon request



**D = Flanschdurchmesser [mm]**  
flange diameter  
**B = Ringbreite [mm]**  
ring width  
**c = Diffusorbreite [mm]**  
diffuser width



\*für Flanschverbindungen aus anderen Werkstoffen kontaktieren Sie bitte unseren technischen Kundendienst  
\*for flange joints made of other materials please contact our technical service

www.safe-ring.com



## DIN EN 1092-1

### Modell SRM

Model SRM

**Spritzschutzring mit Diffusor und Einrastverschluss**

**Werkstoff nichtrostender Stahl (1.4571)**

**Temperatureinsatzbereich: -40°C - +400°C**

flange guard with diffuser and snap-fit

material stainless steel (1.4571/ASTM 316 Ti)

temperature range: -40°C - +400°C

### Typ LL

Type LL

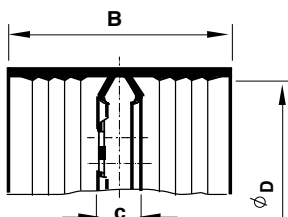
**für Stahlflanschverbindungen\* aus Losflanschen mit Bund Typ 02/32 + Typ 02/32 und Typ 04/34 + Typ 04/34 nach DIN EN 1092-1 (und ehem. DIN 2655 ff., 2673 ff.)**

for combination of steel\* lap joint flanges type 02/32 + type 02/32 and

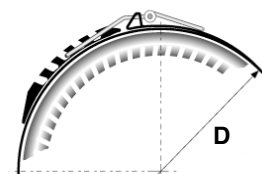
type 04/34 + type 04/34 acc. to DIN EN 1092-1 (and former DIN 2655 ff., 2673 ff.)

DN	PN	Artikel/Article	D	c	B	Notiz/Note
15	10-40	SRM 15/16 LL	95	22	70	
20	10-40	SRM 20/16 LL	105	26	70	
25	10-40	SRM 25/16 LL	115	26	70	
32	10-40	SRM 32/16 LL	140	26	70	
40	10-40	SRM 40/16 LL	150	26	70	
50	10-40	SRM 50/16 LL	165	30	70	
65	10-40	SRM 65/16 LL	185	30	70	
80	10-40	SRM 80/16 LL	200	34	70	
100	10-16	SRM 100/16 LL	220	34	70	
100	25-40	SRM 100/25 LL	235	42	70	
125	10-16	SRM 125/16 LL	250	38	70	
125	25-40	SRM 125/25 LL	270	46	70	
150	10-16	SRM 150/16 LL	285	38	70	
150	25-40	SRM 150/25 LL	300	46	70	
200	10-16	SRM 200/16 LL	340	42	70	
200	25	SRM 200/25 LL	360	50	70	
200	40	SRM 200/40 LL	375	54	70	
250	10	SRM 250/10 LL	395	46	70	
250	16	SRM 250/16 LL	405	46	70	
300	10	SRM 300/10 LL	445	46	70	
300	16	SRM 300/16 LL	460	50	70	
350	10	SRM 350/10 LL	505	46	70	
350	16	SRM 350/16 LL	520	54	70	
400	10	SRM 400/10 LL	565	50	90	
400	16	SRM 400/16 LL	580	58	90	
450	10	SRM 450/10 LL	615	50	90	
450	16	SRM 450/16 LL	640	62	90	
500	10	SRM 500/10 LL	670	54	90	
500	16	SRM 500/16 LL	715	66	90	
600	10	SRM 600/10 LL	780	54	90	
600	16	SRM 600/16 LL	840	66	90	

andere Größen auf Anfrage / other sizes upon request



**D = Flanschdurchmesser [mm]**  
flange diameter  
**B = Ringbreite [mm]**  
ring width  
**c = Diffusorbreite [mm]**  
diffuser width



\*für Flanschverbindungen aus anderen Werkstoffen kontaktieren Sie bitte unseren technischen Kundendienst  
\*for flange joints made of other materials please contact our technical service

www.safe-ring.com

## ANSI B 16.5

### Modell SRP

Model SRP

Spritzschutzring mit Diffusor und Einrastverschluss

Werkstoff Polypropylen, rot, UV-stabilisiert

Temperatureinsatzbereich: -40°C - +100°C

flange guard with diffuser and snap-fit

material polypropylene, red, UV-stabilized

temperature range: -40°C - +100°C

### Typ SS

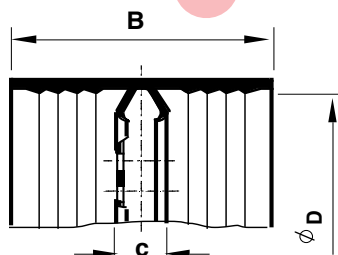
Type SS

für Stahlflanschverbindungen\* aus Vorschweißflanschen nach ANSI B 16.5

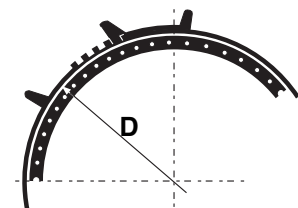
for combination of steel\* welding neck flanges acc. to ANSI B 16.5



DN inch	PN lbs	Artikel/Article	D mm	D inch	c mm	B mm	Notiz/Note
1/2	150	SRP 0-12/150 SS	88,9	3,50	6	50	
3/4	150	SRP 0-34/150 SS	98,6	3,88	6	50	
1	150	SRP 1-00/150 SS	108,0	4,25	6	50	
1 1/4	150	SRP 1-14/150 SS	117,3	4,62	6	50	
1 1/2	150	SRP 1-12/150 SS	127,0	5,00	6	50	
2	150	SRP 2-00/150 SS	152,0	6,00	6	50	
2 1/2	150	SRP 2-12/150 SS	177,8	7,00	6	50	
3	150	SRP 3-00/150 SS	190,5	7,50	6	50	
3 1/2	150	SRP 3-12/150 SS	215,9	8,50	6	50	Only in stainless steel available
4	150	SRP 4-00/150 SS	228,6	9,00	6	50	
5	150	SRP 5-00/150 SS	254,0	10,0	6	50	
6	150	SRP 6-00/150 SS	279,4	11,0	6	50	
1/2	300	SRP 0-12/300 SS	95,2	3,75	6	50	
3/4	300	SRP 0-34/300 SS	117,3	4,62	6	50	
1	300	SRP 1-00/300 SS	124,0	4,88	6	50	
1 1/4	300	SRP 1-14/300 SS	133,4	5,25	6	50	Only in stainless steel available
1 1/2	300	SRP 1-12/300 SS	155,4	6,12	6	50	
2	300	SRP 2-00/300 SS	165,1	6,50	6	50	
2 1/2	300	SRP 2-12/300 SS	190,5	7,50	6	50	
3	300	SRP 3-00/300 SS	210,0	8,25	6	50	
3 1/2	300	SRP 3-12/300 SS	228,6	9,00	6	50	
4	300	SRP 4-00/300 SS	254,0	10,0	6	50	
5	300	SRP 5-00/300 SS	279,4	11,0	6	50	
6	300	SRP 6-00/300 SS	317,5	12,5	6	50	



D = Flanschdurchmesser [mm]  
flange diameter  
B = Ringbreite [mm]  
ring width  
c = Diffusorbreite [mm]  
diffuser width



\*für Flanschverbindungen aus anderen Werkstoffen kontaktieren Sie bitte unseren technischen Kundendienst  
\*for flange joints made of other materials please contact our technical service

## ANSI B 16.5

### Modell SRM

Model SRM

Spritzschutzring mit Diffusor und Einrastverschluss

Werkstoff nichtrostender Stahl (1.4571)

Temperatureinsatzbereich: -40°C - +400°C

flange guard with diffuser and snap-fit

material stainless steel (1.4571/ASTM 316 Ti)

temperature range: -40°C - +400°C

### Typ SS

Type SS

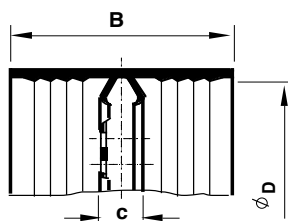
für Stahlflanschverbindungen\* aus Vorschweißflanschen nach ANSI B 16.5

for combination of steel\* welding neck flanges acc. to ANSI B 16.5

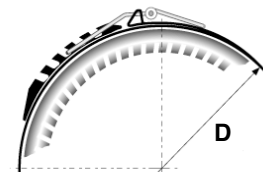


DN inch	PN lbs	Artikel/Article	D mm	D inch	c mm	B mm	Notiz/Note
1/2	150	SRM 0-12/150 SS	88.9	3.50	6	50	
3/4	150	SRM 0-34/150 SS	98.6	3.88	6	50	
1	150	SRM 1-00/150 SS	108.0	4.25	6	50	
1 1/4	150	SRM 1-14/150 SS	117.3	4.62	6	50	
1 1/2	150	SRM 1-12/150 SS	127.0	5.00	6	50	
2	150	SRM 2-00/150 SS	152.0	6.00	6	50	
2 1/2	150	SRM 2-12/150 SS	177.8	7.00	6	50	
3	150	SRM 3-00/150 SS	190.5	7.50	6	50	
3 1/2	150	SRM 3-12/150 SS	215.9	8.50	6	50	
4	150	SRM 4-00/150 SS	228.6	9.00	6	50	
5	150	SRM 5-00/150 SS	254.0	10.0	6	50	
6	150	SRM 6-00/150 SS	279.4	11.0	6	50	
8	150	SRM 8-00/150 SS	342.9	13.5	6	50	
10	150	SRM 10-00/150 SS	406.4	16.0	6	50	
12	150	SRM 12-00/150 SS	482.6	19.0	6	70	
1/2	300	SRM 0-12/300 SS	95.2	3.75	6	50	
3/4	300	SRM 0-34/300 SS	117.3	4.62	6	50	
1	300	SRM 1-00/300 SS	124.0	4.88	6	50	
1 1/4	300	SRM 1-14/300 SS	133.4	5.25	6	50	
1 1/2	300	SRM 1-12/300 SS	155.4	6.12	6	50	
2	300	SRM 2-00/300 SS	165.1	6.50	6	50	
2 1/2	300	SRM 2-12/300 SS	190.5	7.50	6	50	
3	300	SRM 3-00/300 SS	210.0	8.25	6	50	
3 1/2	300	SRM 3-12/300 SS	228.6	9.00	6	50	
4	300	SRM 4-00/300 SS	254.0	10.0	6	50	
5	300	SRM 5-00/300 SS	279.4	11.0	6	50	
6	300	SRM 6-00/300 SS	317.5	12.5	6	50	
8	300	SRM 8-00/300 SS	381.0	15.0	6	50	
10	300	SRM 10-00/300 SS	444.5	17.5	6	50	
12	300	SRM 12-00/300 SS	520.7	20.5	6	70	

andere Größen auf Anfrage / other sizes upon request



D = Flanschdurchmesser [mm]  
flange diameter  
B = Ringbreite [mm]  
ring width  
c = Diffusorbreite [mm]  
diffuser width



\*für Flanschverbindungen aus anderen Werkstoffen kontaktieren Sie bitte unseren technischen Kundendienst

\*for flange joints made of other materials please contact our technical service

www.safe-ring.com